



GOVERNMENT OF TAMILNADU



ENGLISH

Workbook

Arumbu

Term - I

2025-2026

Department of School Education

Untouchability is Inhuman and a Crime

## Government of Tamil Nadu

First Edition - 2022

Revised Edition - 2023, 2024, 2025

### Content Creation



State Council of Educational Research  
and Training

© SCERT 2022

### Printing & Publishing



Tamil Nadu Textbook and Educational  
Services Corporation

[www.textbooksonline.tn.nic.in](http://www.textbooksonline.tn.nic.in)





# English Workbook

Term-I

Arumbu

2025-2026

# Content

S.No.	Topics	Page No.
1	Getting to Know Each Other	1
2	About Me	3
3	Things We Use	6
4	Parts of the Body	12
5	My Family	18
6	Playtime	24
7	My Senses	31
8	Daily Routine	38
9	My School	45
10	My Feelings	52



# 1


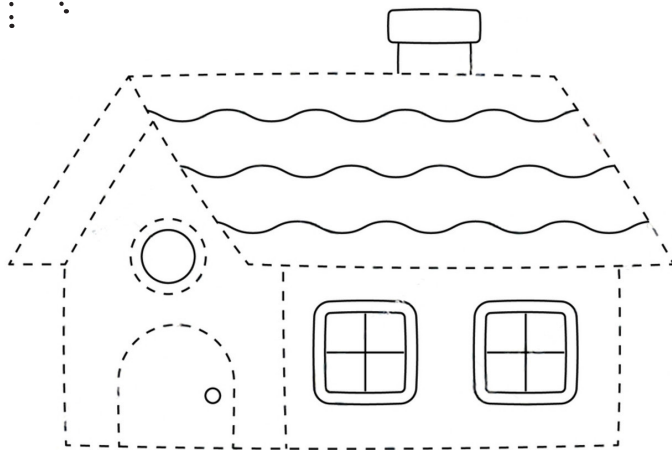

## Getting to Know Each Other



1.1 Colour the picture.



1.2 Trace and colour.





# 2

# About Me



## 2.1 Listen and tick (✓).



I am a boy.


I am a girl.

I am a girl.

I am a boy.



## 2.2 Listen and colour the picture.




Who are you?










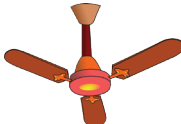

I am a boy.

I am a girl.

2.3 Tick (✓) the objects you see in the classroom.

			
<input type="checkbox"/>	<input type="checkbox"/>	<input type="checkbox"/>	<input type="checkbox"/>
			
<input type="checkbox"/>	<input type="checkbox"/>	<input type="checkbox"/>	<input type="checkbox"/>
			
<input type="checkbox"/>	<input type="checkbox"/>	<input type="checkbox"/>	<input type="checkbox"/>

2.4 Listen and tick (✓) the correct picture.

door	<input type="checkbox"/>		<input type="checkbox"/>		<input type="checkbox"/>	
clock	<input type="checkbox"/>		<input type="checkbox"/>		<input type="checkbox"/>	
fan	<input type="checkbox"/>		<input type="checkbox"/>		<input type="checkbox"/>	



**2.5 Trace.**

Handwriting practice section with 10 sets of three horizontal lines (top pink, middle blue, bottom blue). Each set contains ten vertical dashed lines for tracing. The first five sets are for vertical lines, and the last five sets are for horizontal dashed lines.






# 3


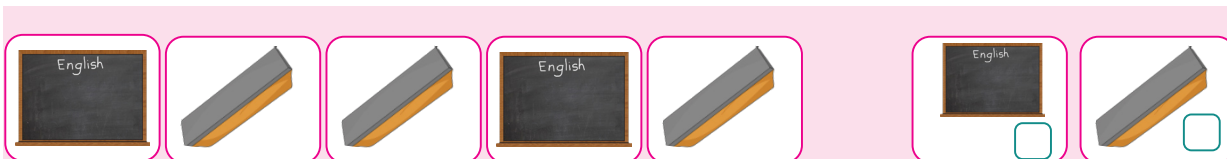

## Things We Use



### 3.1 Colour the bag.




### 3.2 What comes next? Tick (✓).







**3.3** Listen and shade the correct picture.

**table**




**blackboard**



**pencil**



**3.4** Complete the puzzle and say the names of the pictures.

START  →

→ FINISH

**pencil**

**eraser**

**ruler**

**bag**





**3.5 Listen and tick (✓).**

a red bag





a yellow duck





a blue pen





**3.6 Trace.**

Tracing practice area with seven sets of horizontal lines. Each set consists of a top pink line, a middle blue line, and a bottom pink line. The first three sets contain diagonal dashed lines sloping downwards from left to right. The last four sets contain diagonal dashed lines sloping upwards from left to right.





### Formative Assessment (b)



Total: 10 marks

1


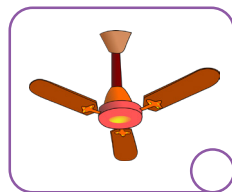
Listen and shade the correct picture.

2 × 1 = 2

chair




television





**2** What do you take in a school bag? Connect it. **2 × 1 = 2**



**3** Listen and shade the correct picture. **2 × 1 = 2**

It is a pencil.

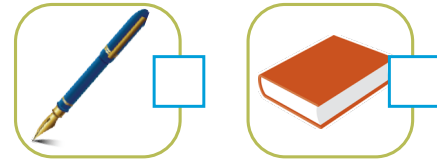
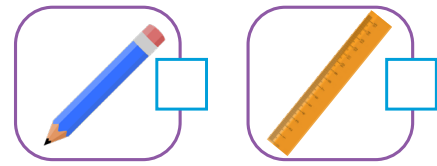
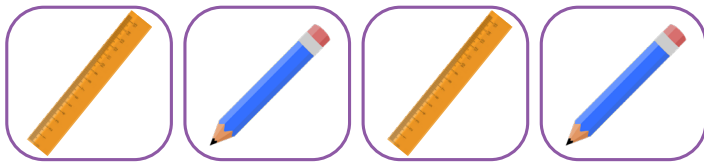


It is a laptop.





**4** What comes next? Tick (✓). **2 × 1 = 2**



**5** Tick (✓) the odd one. **2 × 1 = 2**



# 4

## Parts of the Body



4.1 Complete the face with eyes, nose and mouth.



4.2 Listen and match the parts of the body.



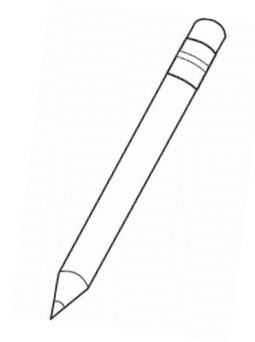


eyes

hand

knees



Listen and colour.




4.3 Listen and tick (✓).

I can run.



I can bend.



4.4 Colour and say the names.





**4.5 Listen and tick (✓) the correct picture.**

**This is a blue saree.**

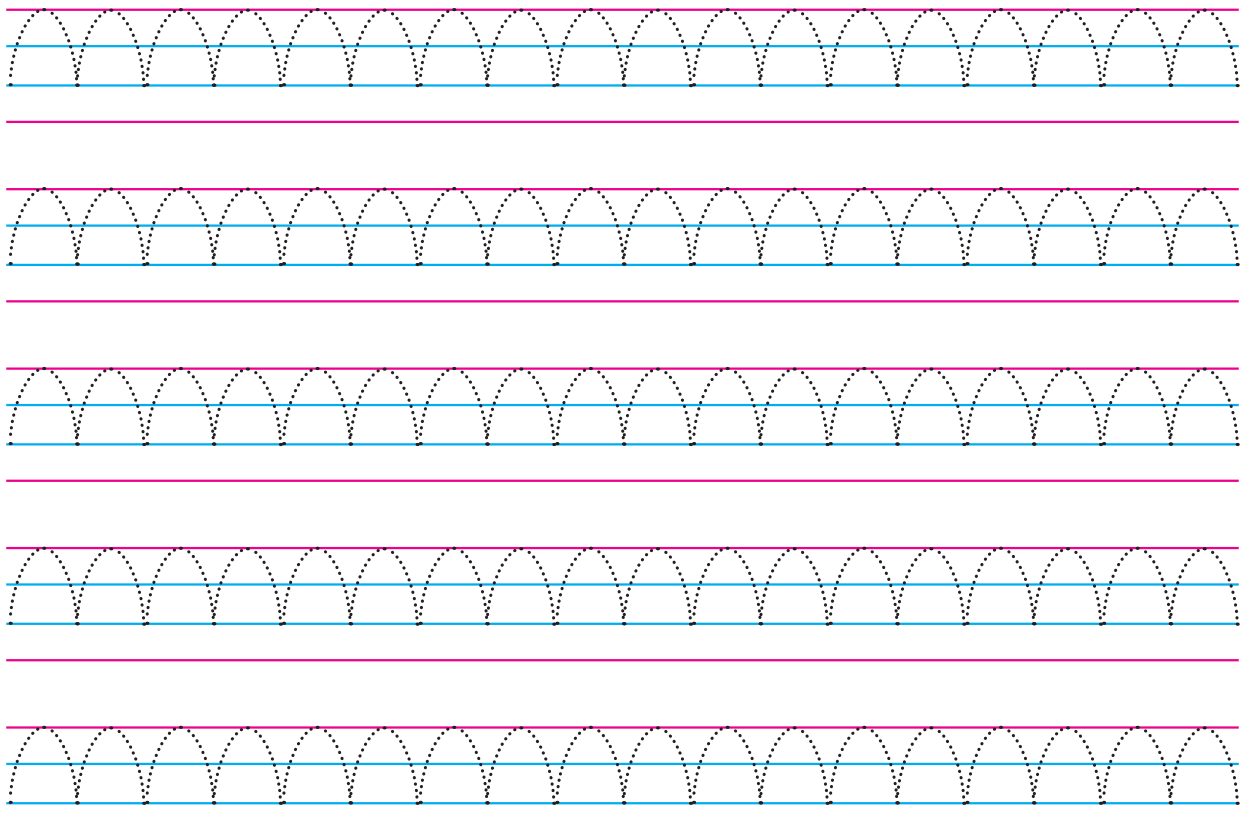
**This is a red skirt.**

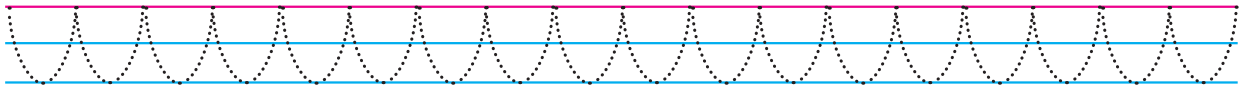


**This is a green shirt.**



**4.6 Trace.**





## Monthly Assessment




Total: 15 marks

1

Match the pictures with same colour.



3 x 1 = 3



2

Circle the odd one.

3 x 1 = 3

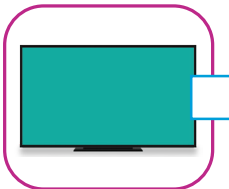
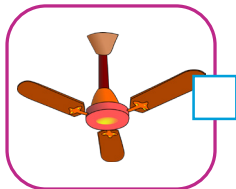


3

Listen and tick (✓) the correct picture.

3 x 1 = 3

book



a red pen





frock





**4 Listen and colour.** **3 x 1 = 3**



Colour the bag yellow

Colour the frock red

Colour the pen blue

**5 Name the pictures.** **3 x 1 = 3**

door pencil bag



---

---

---






# 5

## My Family

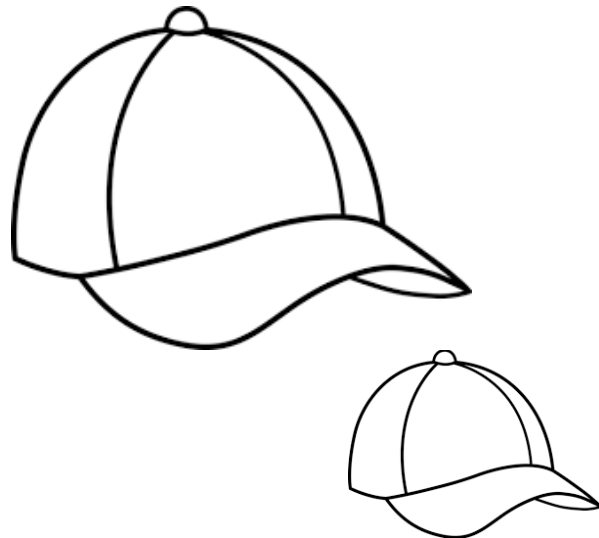


### 5.1 Listen and colour.

Colour the big teddy bear.

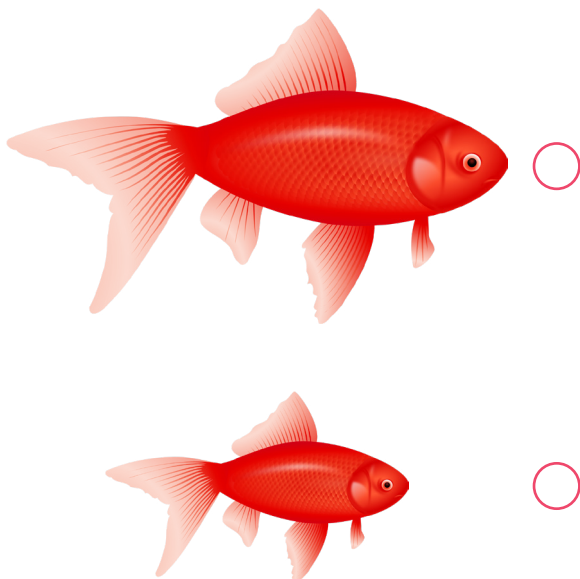


Colour the small cap.



### 5.2 Listen and shade the correct picture.

It is a small fish.

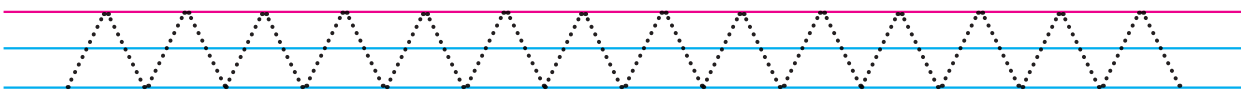
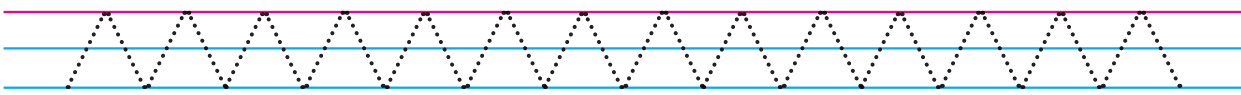
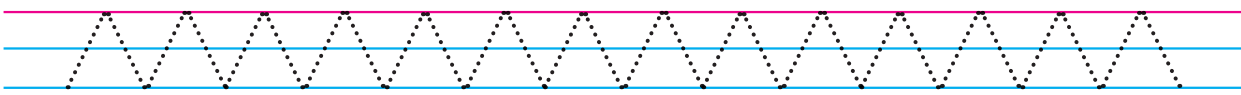
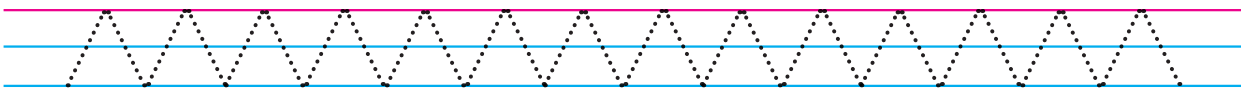
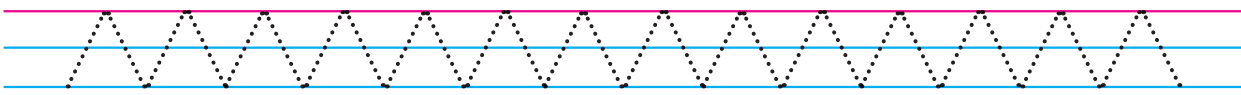
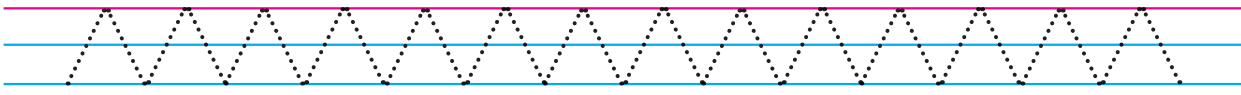
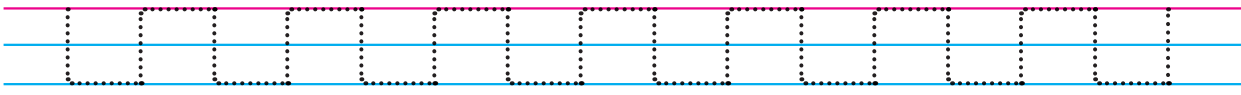
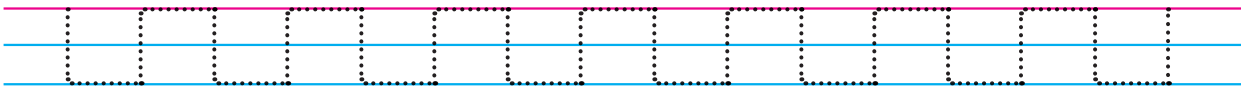
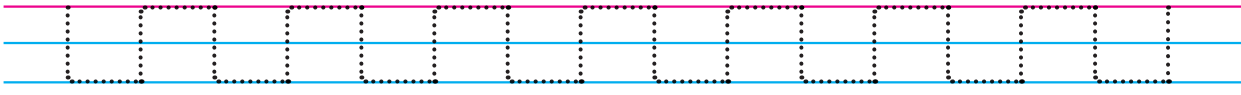
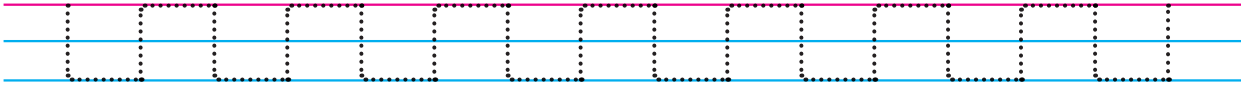
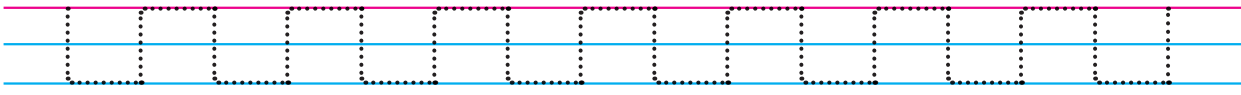


It is a big bucket.












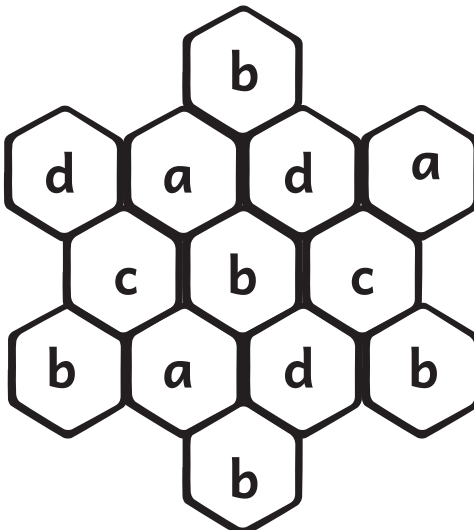



### 5.3 Trace.



5.4 Say the names of the pictures.


Aa	 ambulance	 axe	 ant	 arrow		
	Bb	 belt	 banana	 bat	 bucket	
		Cc	 cap	 car	 clock	 cup
			Dd	 doctor	 duck	 door

5.5 Colour the letters.

a - 	
b - 	
c - 	
d - 	



**5.6** Read the letter and circle it in the box.

 <p><b>a</b></p>	<p>a d m a j n p i s e c o b a s e c o</p>
 <p><b>b</b></p>	<p>e a b z d f a y b x k b m s</p>
 <p><b>c</b></p>	<p>d c b f j d b m a b c k c</p>
 <p><b>d</b></p>	<p>c b j b d a b d m f d k</p>

**5.7** Trace and write.

Tracing practice for the letter 'A'. The first row shows a solid 'A' with arrows indicating stroke order: down-left, down-right, and across. This is followed by a row of dotted 'A's for tracing. Below are several blank sets of handwriting lines (top blue, middle pink, bottom blue) for independent practice.



a a a a a a a a

a a a a a a a a

B B B B B B B B

B B B B B B B B

b b b b b b b b

b b b b b b b b



5.8

Trace and write.

C C C C C C C C C

C C C C C C C C C

c c c c c c c c c

c c c c c c c c c

D D D D D D D D D

D D D D D D D D D

d d d d d d d d d

d d d d d d d d d

# 6

# Playtime



Listen and write.

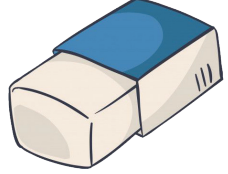



---

---





---

6.1 Say the names of the pictures.





**Ee**

 eraser	 egg	 elephant	 engine
--	---	---	--





**Ff**

 fox	 face	 frog	 fish
--	---	--	---

**Gg**

 gift	 grapes	 girl	 goat
---	---	---	---

**Hh**


 house	 hen	 hat	 horse
--	--	---	--



**6.2** Circle the first letter of the picture.




e f g



f h i




c f g



e i h

**6.3** Listen and shade the correct picture.

I will say sorry.





I will say thank you.





**6.4 Listen and colour the pictures.**

<p><b>This is an apple.</b></p>	
<p><b>This is a car.</b></p>	

**6.5 Trace and write.**

Tracing practice for uppercase letter 'E' and lowercase letter 'e' on a four-line grid (top blue, middle pink, bottom blue, baseline blue).

**Uppercase 'E' tracing:**

- Row 1: Shows stroke order for uppercase 'E' (vertical down, horizontal right, horizontal right) followed by a row of 10 dotted 'E's for tracing.
- Row 2: A row of 10 dotted 'E's for tracing.
- Row 3: A row of 10 dotted 'E's for tracing.
- Row 4: A row of 10 dotted 'E's for tracing.

**Lowercase 'e' tracing:**

- Row 5: Shows stroke order for lowercase 'e' (horizontal right, counter-clockwise curve) followed by a row of 10 dotted 'e's for tracing.
- Row 6: A row of 10 dotted 'e's for tracing.
- Row 7: A row of 10 dotted 'e's for tracing.
- Row 8: A row of 10 dotted 'e's for tracing.



F F F F F F F F

F F F F F F F F

f f f f f f f f

f f f f f f f f

G G G G G G G G

G G G G G G G G

g g g g g g g g

g g g g g g g g



H H H H H H H H H H

H H H H H H H H H H

h h h h h h h h h h

h h h h h h h h h h

I I I I I I I I I I

I I I I I I I I I I

i i i i i i i i i i

i i i i i i i i i i

## Formative Assessment (b)



Total: 10 marks

1 Listen and shade the correct picture.

2 × 1 = 2

Raja's father is a doctor.



Meena plays with the kite.



2 Circle the correct word.

2 × 1 = 2




mother / father



swing / ball

3 Match the picture with its first letter.


4 × ½ = 2




e



d



a



h



**4** Fill in the boxes with small / capital letters.  $4 \times \frac{1}{2} = 2$

___	d
-----	---

G	___
---	-----

H	___
---	-----


___	b
-----	---

**5** Listen and draw.  $2 \times 1 = 2$

a small ball

	
--	--

a big cup

	
---	--




# 7

# My Senses




7.1 Listen and draw.

a thing you can see



a food item you can taste




7.2 Listen and tick (✓) the correct picture.


taste



smell



hear



7.3

Listen and shade the correct picture for the word.


lemon



jug



moon



kite



7.4

Circle the first letter of the picture.



j

m

n



o

m

n



k

l

m











k

j

m

7.5 Say the names of the pictures.

<b>Jj</b>	 jug	 jam	 jar	 jeep
<b>Kk</b>	 kite	 key	 kitten	 king
<b>Ll</b>	 lion	 lamp	 lemon	 leaf
<b>Mm</b>	 moon	 mango	 monkey	 mat

7.6 Trace and write.

Tracing practice for the letter 'J'. The first row shows a solid 'J' with arrows indicating the stroke direction: a horizontal line from left to right at the top, and a vertical line from top to bottom that curves to the left at the bottom. This is followed by a row of seven dotted 'J's for tracing. Below these are four more rows of blank handwriting lines (top blue, middle pink, bottom blue) for independent practice.



j j j j j j j j

j j j j j j j j

k k k k k k k k





k k k k k k k k

k k k k k k k k

k k k k k k k k

7.7

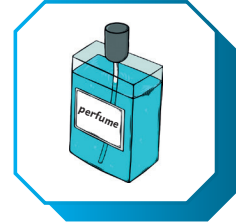

Colour the food items that you can taste.




7.8

Listen and shade the odd one.


smell



hear



taste





**7.9 Trace and write.**

L L L L L L L L L L

L L L L L L L L L L

I I I I I I I I I I

I I I I I I I I I I

M M M M M M M M M M

M M M M M M M M M M

m m m m m m m m m m

m m m m m m m m m m

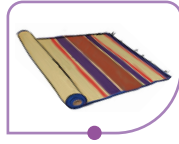
# Monthly Assessment



Total: 15 marks

1 Listen and match the picture.

3 × 1 = 3



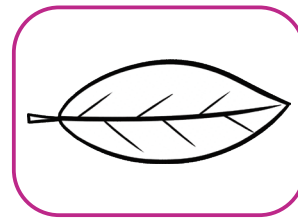
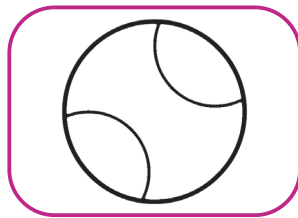

clock

frog

mat

2 Listen and colour the pictures.

3 × 1 = 3



Colour the fish yellow

Colour the ball red

Colour the leaf green

3 Say the names of the pictures.

3 × 1 = 3



4 Write the first letter of the picture.

3 × 1 = 3



5 Write the capital letters.

6 × ½ = 3

m \_\_\_\_

d \_\_\_\_

e \_\_\_\_

a \_\_\_\_

f \_\_\_\_

b \_\_\_\_

# 8

# Daily Routine



## 8.1 Trace and write.

A A A

a a a

B B B

b b b

C C C

c c c

D D D

d d d

E E E

e e e

F F F



f f f

G G G

g g g

H H H

h h h

I I I

i i i

J J J

j j j

K K K

k k k

L L L

l l l



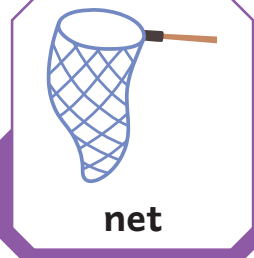

M M M

m m m



8.2 Say the names of the pictures.





**Nn**

 nest	 nib	 net	 nurse
---	--	---	--

**Oo**

 ox	 ostrich	 octopus	 orange
--	---	--	--

**Pp**

 parrot	 pen	 pot	 peacock
---	--	---	--

**Qq**

 queen	 quill	 queue	 question mark
--	--	---	--


**Rr**

 rat	 rabbit	 rose	 radish
--	---	--	---



**8.3** Choose and write the correct word for the picture.

pen    queen    quill    nib




---



---



---




---



---



---




---



---



---



---



---



---

 **Listen and write.**

---



---



---



---



---




---





**8.4** Number the pictures from 1 to 4.



**8.5** What do you do every day? Tick (✓) the pictures.















**8.6** Trace and write.





n n n n n n n n

o o o o o o o o

o o o o o o o o

p p p p p p p p

p p p p p p p p

q q q q q q q q





c c q q q q q q

i p R R R R R R R

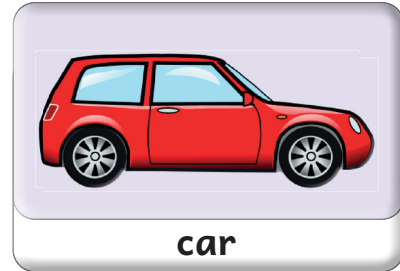


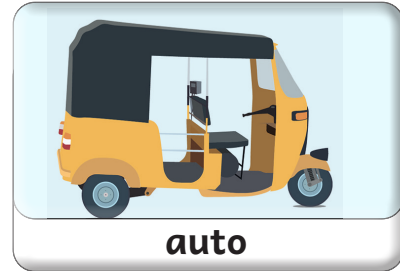

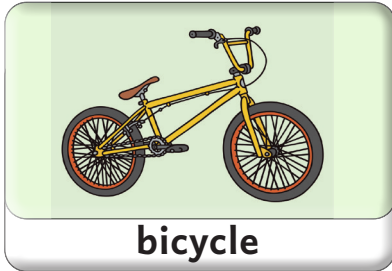
i r r r r r r r

# 9

# My School

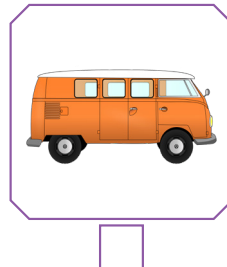


9.1 Look at the pictures and say their names.

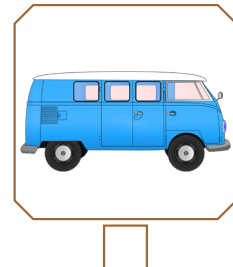


9.2 Listen and tick (✓) the correct picture.

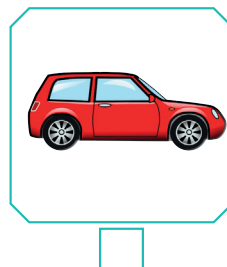
It is a bicycle.



It is an auto.



It is a bus.



















9.3

Trace and write.

or am do in on an if

9.4

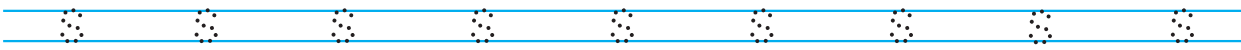
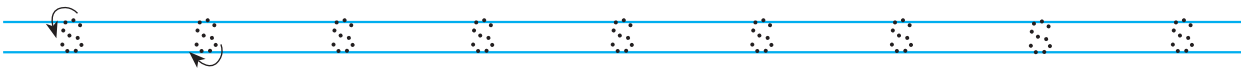
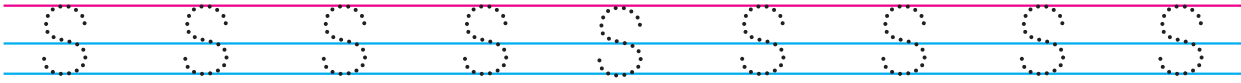
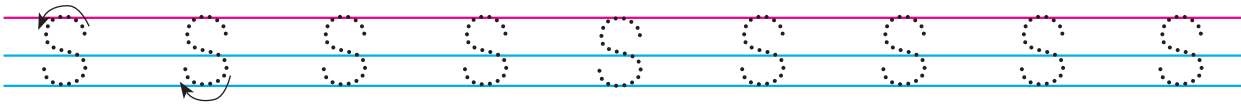
Say the names of the pictures.

<b>Ss</b>	 Sun	 star	 snail	 sunflower
<b>Tt</b>	 tiger	 tree	 tomato	 table
<b>Uu</b>	 umbrella	 up	 umpire	 uncle
<b>Vv</b>	 van	 violin	 vase	 vegetables



9.5

Trace and write.





t t t t t t t t t

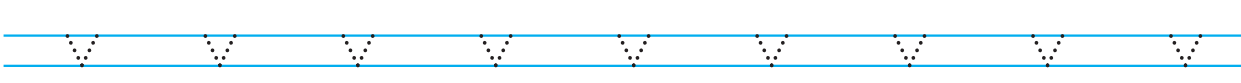
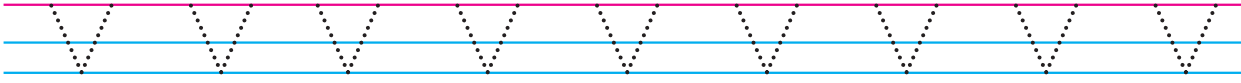
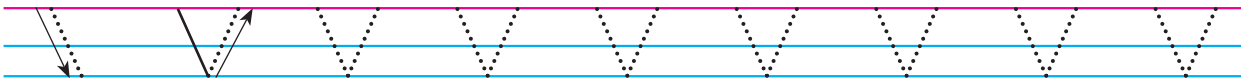
t t t t t t t t t

u u u u u u u u u

u u u u u u u u u

u u u u u u u u u

u u u u u u u u u



**9.6 Listen and shade the correct picture.**

She reads a book.



He writes his homework.



9.7 Connect the activities you do in school.



Formative Assessment (b)




Total: 10 marks



1 Listen and tick (✓) the correct picture.

2 × 1 = 2

1. It is a car.



2. The ball is on the table.



2 Read the following words.

4 × ½ = 2

in      this  
see      come



**3 Circle the first letter of the picture.**  $4 \times \frac{1}{2} = 2$



r p v



u s v



n r v



s o t

**4 Match the following.**  $4 \times \frac{1}{2} = 2$

NET

queen

SUN

net

QUEEN

up

UP

sun

**5 Choose and write the correct name of the picture.**  $2 \times 1 = 2$



cap / rat

\_\_\_\_\_

\_\_\_\_\_

\_\_\_\_\_



pen / hen

\_\_\_\_\_

\_\_\_\_\_

\_\_\_\_\_



# 10

# My Feelings



## 10.1 Connect the pictures and read aloud.



I like my



## 10.2 Match the sentence with the picture.



- I like to read.
- I like to eat.
- I like to draw.
- I like to play.












10.3

Trace and write.




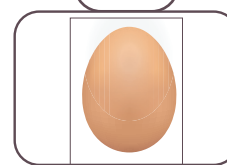




can pet dip log his rub




10.4 Say the names of the pictures.

<b>Ww</b>	 whale	 wheel	 watch	 well	
<b>Xx</b>	 xylophone	<b>Yy</b>	 yak	<b>Zz</b>	 zip

10.5 Read aloud.

<b>an</b>  <b>apple</b>	<b>a</b>  <b>bat</b>	<b>an</b>  <b>umbrella</b>	<b>an</b>  <b>egg</b>
<b>a</b>  <b>cat</b>	<b>an</b>  <b>orange</b>	<b>an</b>  <b>aeroplane</b>	<b>an</b>  <b>inkpot</b>

 Listen and write.

---

---

---

---

---

---

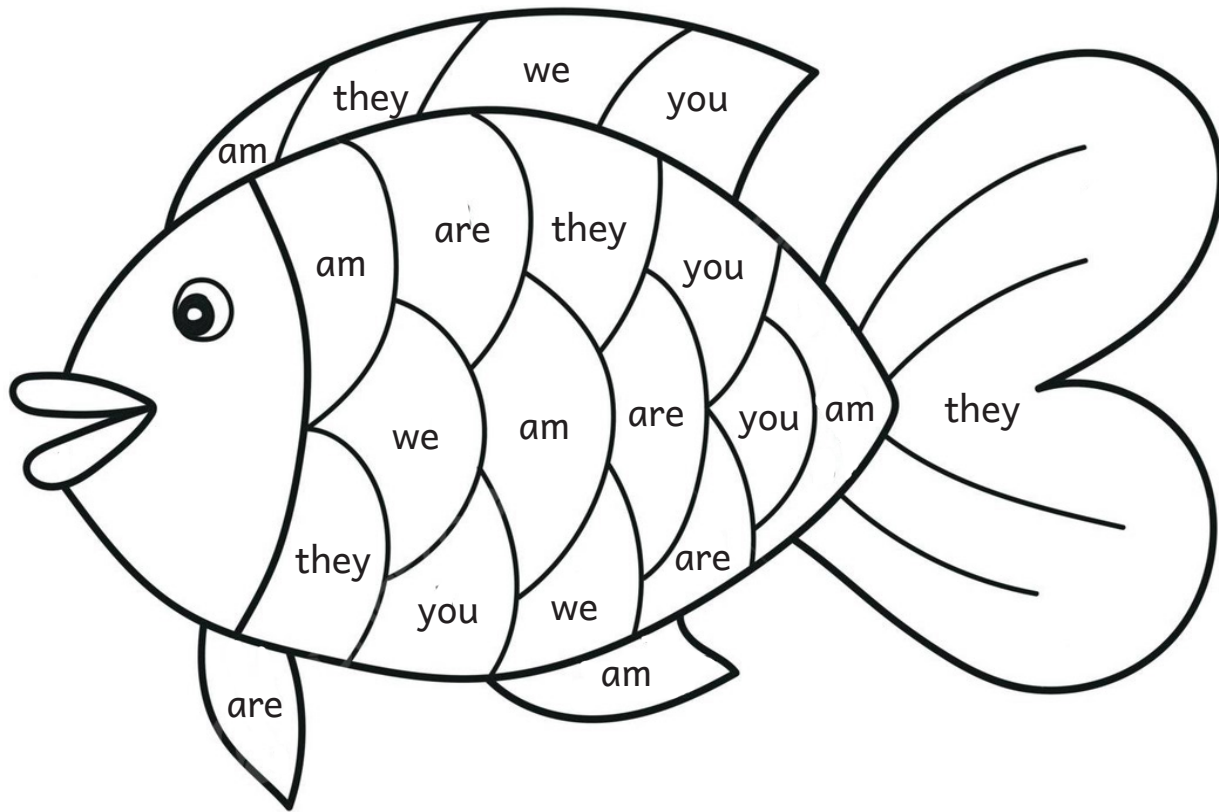
---

---

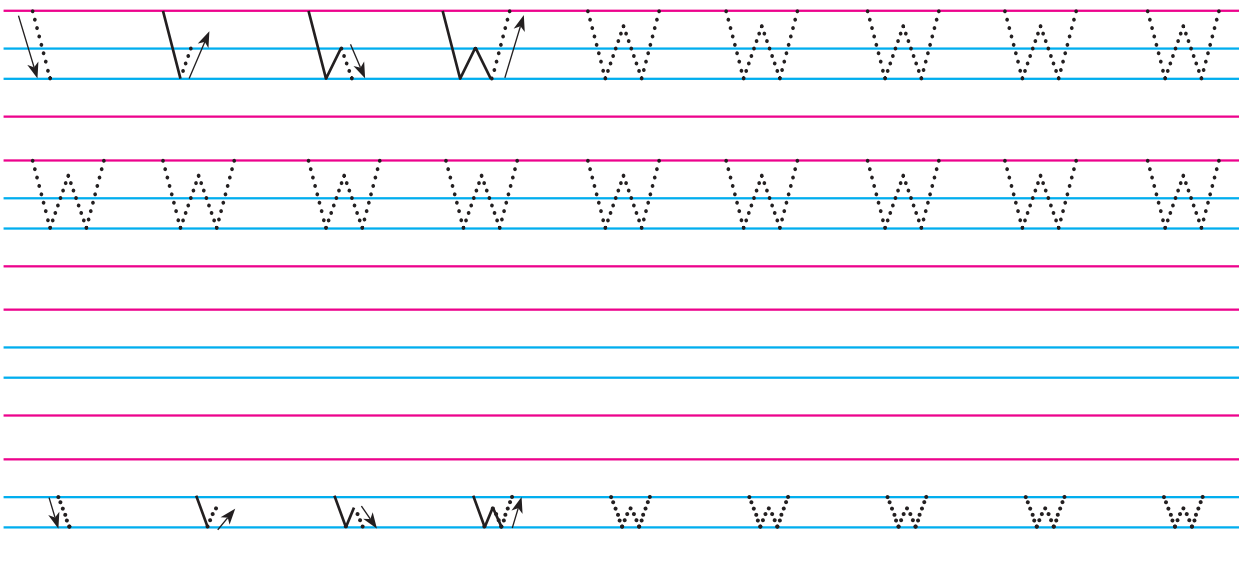


10.6 Colour the words.

am are we you they



10.7 Trace and write.





w w w w w w w w w

x x x x x x x x x

x x x x x x x x x

x x x x x x x x x

x x x x x x x x x

y y y y y y y y y

y y y y y y y y y

y y y y y y y y y





y y y y y y y y y

→ ↙ ↘ Z Z Z Z Z Z Z Z

Z Z Z Z Z Z Z Z Z

→ ↙ ↘ Z Z Z Z Z Z Z Z

Z Z Z Z Z Z Z Z Z

# Summative Assessment



Total : 60 Marks


1 Listen and write. (Refer THB pg:108)

6 x 1 = 6

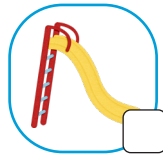
<hr/> <hr/> <hr/>	<hr/> <hr/> <hr/>	<hr/> <hr/> <hr/>
<hr/> <hr/> <hr/>	<hr/> <hr/> <hr/>	<hr/> <hr/> <hr/>

2 Listen and tick (✓) the correct picture for the sentence. 3 x 2 = 6

This is a girl.



It is a swing.



Raju flies a kite.



3 Circle the capital letters.

6 x 1 = 6

R r

B b

q Q

g G

m M

J j

4

Choose and write the first letter of the picture.

3 x 2 = 6



\_\_\_\_\_

\_\_\_\_\_

\_\_\_\_\_



\_\_\_\_\_

\_\_\_\_\_

\_\_\_\_\_



\_\_\_\_\_

\_\_\_\_\_

\_\_\_\_\_

p b d

g j f

n m o

5

Write the missing letters.

6 x 1 = 6

d ○ ○ g ○ i ○ k l ○ ○

6

Match the words with the same first letter.

6 x 1 = 6

dog

fan

nest

lamp

violin

star

nut

van

soap

drum

frog

lion

7

Circle the odd one and write it.

3 x 2 = 6



pen

bag


book

cot

\_\_\_\_\_

\_\_\_\_\_

\_\_\_\_\_



kite

apple

ball

bat

\_\_\_\_\_

\_\_\_\_\_

\_\_\_\_\_



cup

van

auto

bus

\_\_\_\_\_

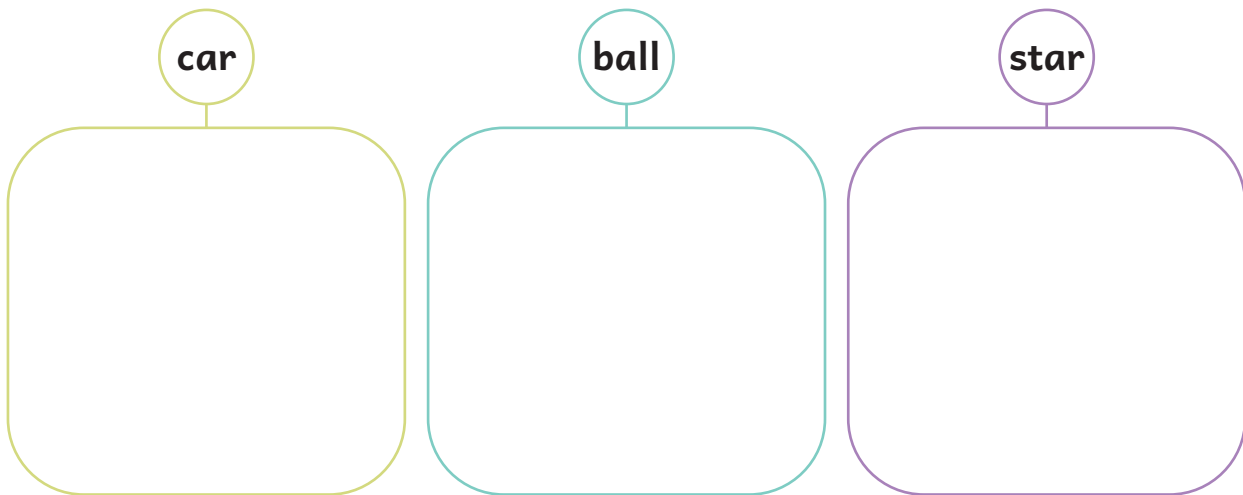
\_\_\_\_\_

\_\_\_\_\_

8 Listen and draw the picture.

3 x 2 = 6

car                      ball                      star



9 Tick (✓) the correct name of the picture.

3 x 2 = 6



- lion
- hen



- apple
- banana



- jug
- book

10 Read aloud.

6 x 1 = 6



This book has been printed on 80 GSM Elegant Maplitho paper  
Printed by offset at :